

Enquiry please quote Order please process

Date _____

Contact Details

Ordered by _____
 Company Name _____
 Address _____
 _____ Postcode _____
 Telephone _____
 Fax _____
 Email _____
 Order No. _____ Your Reference _____
 Delivery Date Requested _____

Keyed Alike

Note: Lead time will be increased if other components are ordered

Door will be fitted in:

Sheltered Location Exposed Location

Single Colours

RAL 9910 Hippca Gloss White
 RAL 7016 Anthracite Matt Grey
 RAL 9005 Matt Black

Site Contact

Contact Name _____
 Delivery Address _____
 _____ Postcode _____
 Telephone _____

Dual Colours

RAL 7016 Anthracite Grey Matt Outside / RAL 9910 Hippca Gloss White Inside
 Other colour RAL _____

Size

Twin Track
 Triple Track

Marine Grade Paint Required Yes No

Outerframe

Outerframes are delivered in kit form. They must be assembled and sealed on site.

Overall Frame Width (mm) _____
 Overall Frame Height (mm) _____

Sliding panel

Internal Standard. Tick box for external slider

20mm Add-on to Head Yes No
 20mm Add-on to Jambs Yes No Right Left

Handles

Brushed Stainless

Glazing - square bead

Glazed Unglazed

28mm, Toughened, Low E, Argon Filled, Black Warm Edge Spacer as standard

Bead

28mm 48mm

Configuration - viewed from outside

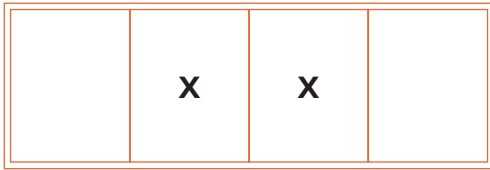
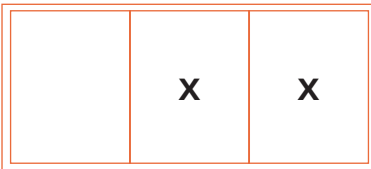
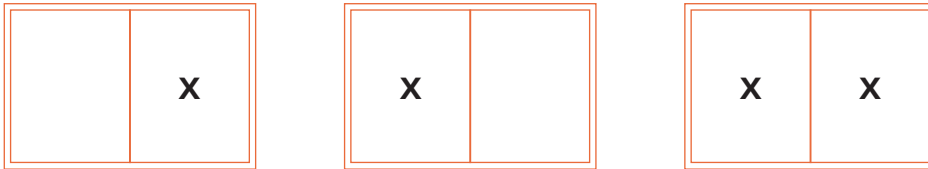
Please indicate below: Fixed panel/s and direction of travel when viewed from outside.

X= Slider 0=Fixed panel

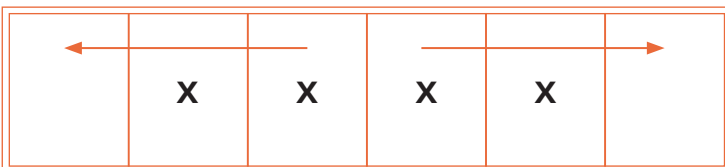
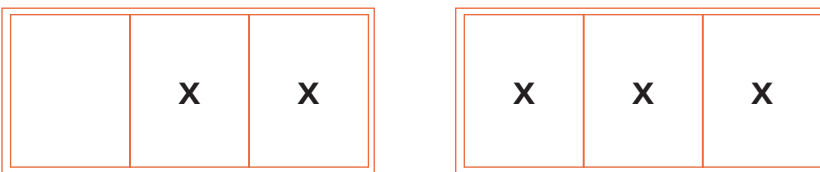


Opening Configurations

Twin Track



Triple Track



O = FIXED X = SLIDER